



Town of Fort Erie
Extraneous Flow Reduction Program
Application for Funding Subsidy

Owner:		
Address:		
Address Where Work Is Being Done:		
Phone #:		

Eligible Works	Comments
<ul style="list-style-type: none"> <input type="checkbox"/> Sanitary Sewer Lateral Replacement <input type="checkbox"/> Sanitary Sewer Lateral Spot Repair <input type="checkbox"/> Building Drain Replacement <input type="checkbox"/> Remove Weeping Tile Connection <input type="checkbox"/> Install Sump Basin & Pump <input type="checkbox"/> Remove Roof Leader Downspouts <input type="checkbox"/> Backwater Valve Installation <input type="checkbox"/> Disconnect Sump Pump Connection 	

Pre-Inspection Completed By:		Date:
------------------------------	--	-------

You will be required to obtain two (2) formal written quotations from contractors that may be qualified to perform these types of works. Please submit this application along with the two (2) required quotations for review to:

**J.L. Gibson Centre
1818 Pettit Rd.
Fort Erie, ON
L2A 2S6**

OR

**Town Hall
1 Municipal Centre Dr.
Fort Erie, ON
L2A 2S6**

The owner is responsible for entering into agreement and overseeing the contracted works to satisfactory completion. Please call 905-871-1600 ext. 2466 for inspection prior to backfill / reinstatement of concrete floor to ensure required work is complete.

Date:	Signature:
-------	------------

Total Funding Approval:	Town Staff:
-------------------------	-------------

Extraneous Flow Reduction Subsidy Program

The Town of Fort Erie has implemented a funding subsidy program to assist our customers in addressing private side sanitary sewer lateral deficiencies. The program also includes funding for the elimination of storm water connections to the sanitary sewer system.

Eligible Work: The works listed below will be given consideration for eligibility for financial subsidy by the Infrastructure Services Water and Wastewater (WW) Division.

1. Installation of an approved sanitary sewer lateral backwater valve.
2. Installation of a sump basin together with a sump pump and discharge piping in conjunction with the elimination of foundation drainage / weeping tile.
3. Disconnection of roof leader downspouts or sump pump from discharging to the sanitary sewer system.
4. Renewal of the private side sanitary sewer lateral when deficiencies identified are confirmed as contributing sources of ground water infiltration to the sanitary sewer system.

Maximum Total Funding Allocation For Those Works Listed Above \$4500.00

Procedure:

1. Contact the Infrastructure Services WW Division at 905-871-1600 ext. 2466 to schedule an appointment for inspection and determination of eligibility for funding subsidy.
2. If it is determined that you are eligible for the program, you will be required to obtain two (2) formal written quotations from contractors that may be qualified to perform these type works.
3. A completed application including a signed release portion must be submitted prior to processing the grant for approval.
4. The degree of funding will be dependent on the scope of required works.
5. Pre-approval video inspection services will be provided by the Town.
6. Town staff will be available for consultation on technical concerns associated with adherence to accepted Plumbing Code practices related to these works.
7. The owner is responsible for entering into agreement and overseeing the contracted works to satisfactory completion.
8. Post works inspection will be conducted by Town staff to ensure the integrity of the completed works. Grant processing will be initiated if the results of this inspection indicate approved workmanship.

Our Focus: Your Future

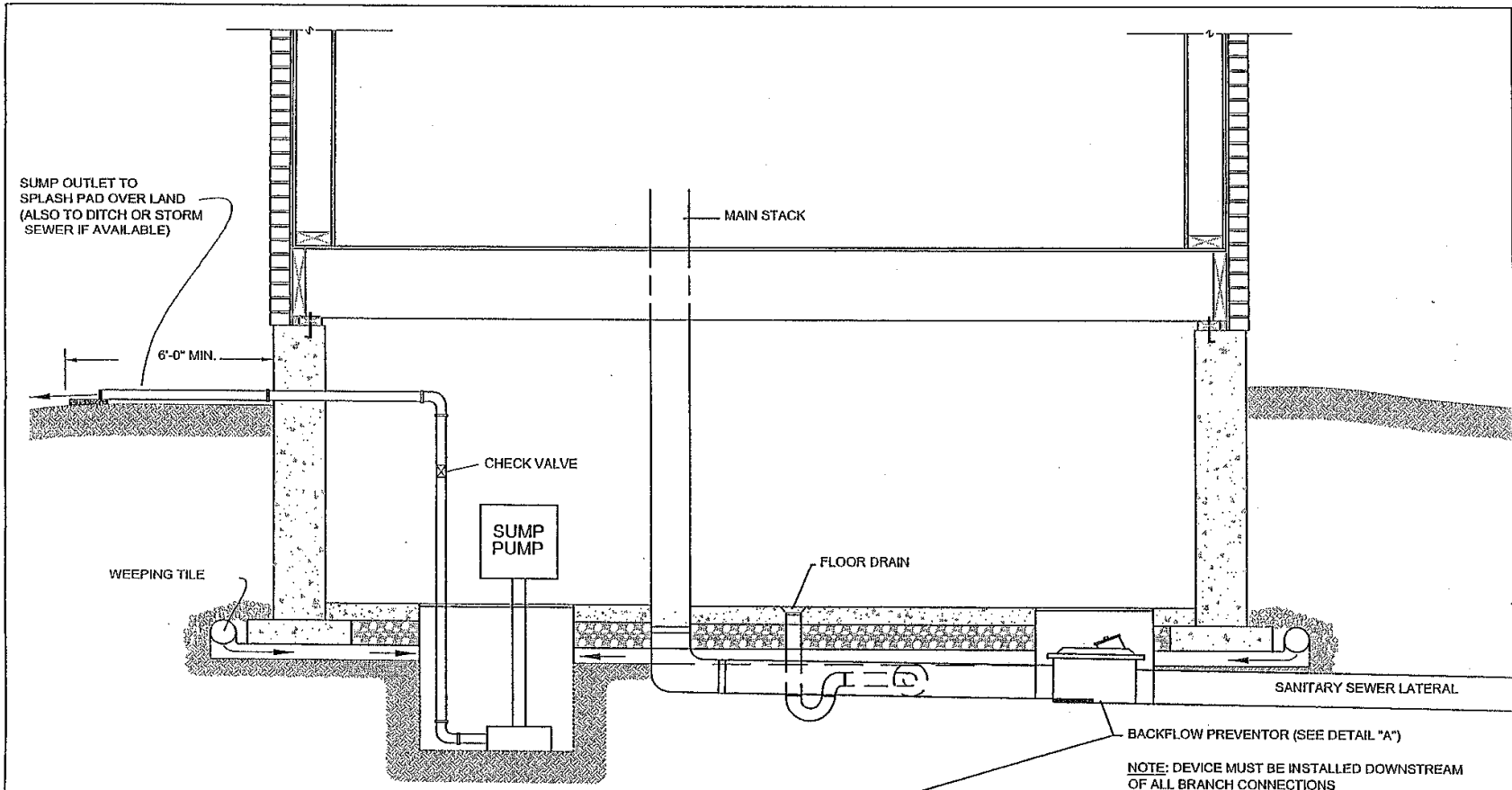
Mailing Address:

The Corporation of the Town of Fort Erie
Municipal Centre, 1 Municipal Centre Drive
Fort Erie, Ontario, Canada L2A 2S6


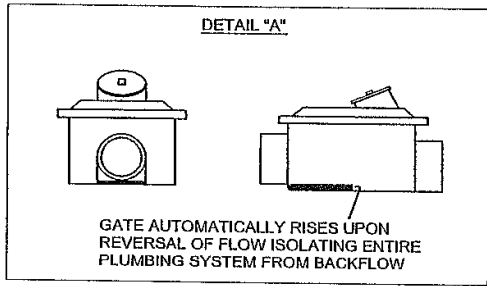
Office Hours 8:30 am to 5:00 pm

Phone (905) 871-1600

Web-site: www.forterie.ca



NOTE: DEVICE MUST BE INSTALLED DOWNSTREAM OF ALL BRANCH CONNECTIONS



**BACKWATER VALVE INSTALLATION /
SUMP PUMP DISCHARGE**

SIZE	FSCM NO.	DWG NO.	REV
		1S-1C	
SCALE	N.T.S.		SHEET 1 OF 1

PLUMBER / CONTRACTOR LISTING

Plumber Name	Address	Phone
A1 Appliance	170 Ridge Rd N Ridgeway ON	905-894-6055
Ayala Plumbing & Heating	1361 Dominion Road Fort Erie ON	905-871-1231
Burger Plumbing & Heating	674 Ridgeway Road Ridgeway, ON	905-894-8669
BVK Plumbing	348 Lakeside Road Fort Erie, ON	905-871-4580
Fretz Heating & Air Conditioning	4028 Erie Rd. Crystal Beach, ON	905-894-2442
J. Muro Plumbing & Heating	1062 Garrison Rd. Fort Erie, ON	905-871-6705
JW Furness Plumbing & Heating	3711 Main St. West Stevensville, ON	905-382-3133
Joe Thebaud Plumbing	3723 Hershey St. Ridgeway, ON	905-894-0545
Kirk Anderson Plumbing	2861 Westbrook Stevensville, ON	905-382-2491
LJ Steckley Plumbing & Heating	1196 House Rd. Ridgeway, ON	905-894-1504

PLUMBER / CONTRACTOR LISTING

Plumber Name	Address	Phone
Storring Bros Plumbing & Heating Ltd	642 Crescent Rd. Fort Erie, ON	905-871-2874
Temagami Plumbing & Heating Ltd.	334 Rose Ave. Fort Erie, ON	905-871-8142
Spiers Mechanical Services	45 Archange St. Fort Erie, ON	905-871-9361
Complete Plumbing	105 Merritt St. St. Catharines, ON	289-969-7567
Mott Plumbing & Heating	3321 Bowen Rd Stevensville, ON	905-658-0201

PLUMBER / CONTRACTOR LISTING

Contractor Name	Address	Phone
Bill's Backhoe Service	1828 Clark Rd. RR#1 Sherkston, ON	905-894-1400
Ducheron Ltd.	Box 6 Fort Erie, ON	905-327-6302
Ken Cosby Bulldozing	3100 Ridgemount Rd. Stevensville, ON	905-651-9400
Harvey Beam Excavating	2551 Burger Rd. Stevensville, ON	905-382-3783
Alfred Beam Excavating	1225 Sunset Dr. Fort Erie, ON	905-871-3002
Flake James G & Sons Ltd.	877 Arthur St. Fort Erie, ON	905-871-5913

MAINLINE

ML-FR4 RETROFIT BACK-WATER VALVE



Model
ML-FR4

Save Time and
Money with the
Plumber's Best
Choice for Retrofit
Installation!



Normally open
backwater valve

Why choose the ML-FR4 for your next Retrofit installation?

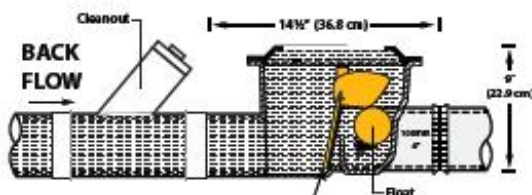
1. Unlike other valves this valve has a minimal fall 3/8" through the body which means it's easier to install.
2. Simply cut out enough pipe for valve and simply drop in and connect to plumbing system. This can be done in as little as 24" of excavation, if utilizing existing building cleanout.
3. All other valves have greater falls through the body and require at least 4-5 feet of concrete breaking just to make up the fall through the body.
4. NO 2-foot rule as in other valves.

SAVINGS

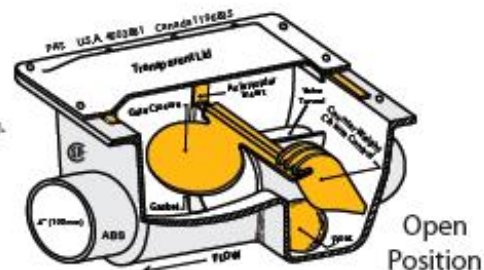
- » While initial costs may seem higher in the initial valve purchase, you will find unsurpassed savings in the ease of installation with much less concrete breaking.
- *Installs in half the time required by other valves.

Other Features:

- » Spigot ends allow for easy-installation
- » Gate and hinge are elevated - away from sewage environment
- » Clear view allows for quick visual installation
- » CSA approved



ML-FR4 IN CLOSED POSITION...
PREVENTS SEWAGE BACK-FLOW



ML-FR4

SIMPLY YOUR BEST CHOICE FOR YOUR RETROFIT INSTALLATION

MAINLINE
BACKFLOW PRODUCTS

+1 (877) 734-8691

www.backwatervalve.com